

Visit [CNPS.org/gardening](https://www.cnps.org/gardening) to learn more!

Give your new CA native landscape a healthy start by following our online planting and watering guides.



## Planting and Watering

base is generally not permeable.

Note that permeable pavement requires a specially-constructed base. Gravel or decomposed granite atop a traditional compacted

- Permeable paving (at least 1/4" between pavers)
- Stepping stones
- Gravel
- Decomposed granite (DG)

water to soak in to the soil below.

## Hardscape

Use permeable surfaces wherever possible to allow preventing weeds.

kill the living biology in your soil, and are often ineffective at prevent the natural cycling of nutrients through the soils, can

- AVOID weed cloths, plastic, and other weed barriers. They
- Apply after planting, and in late spring and early fall.
- slightly away from the crowns of the plants.
- soil surface (not mixed into the soil). Keep the chips pulled
- Wood chips are a good mulch material when placed on the to medium texture.
- Use organic, weed free, well-composted mulch with a fine from heat and cold with a 3-4" layer of mulch.

**Mulch** – Retain moisture, feed your soils, and insulate your plants

- AVOID chemical fertilizers and other amendments.
- Add organic compost or worm castings to promote healthy soil.
- consider poor soil conditions!

**Soil Amendment** – Many native plants thrive in what we

- Visit [CNPS.org/gardening](https://www.cnps.org/gardening) for more information!
- Layers decompose into nutrients for your new plants.
- Layers of cardboard and mulch deprive grass of light.

mulching!

**Grass Removal** – Still need to get rid of your lawn? Try sheet



## Living Soil



## Defensible Space - Landscaping for Fire Country

Wildfire is a part of life in California. You can use defensible space to help reduce fire danger around your home by focusing on three concepts:

- **Layout** – Space between and above plants and other flammable material
- **Plants** – High moisture / low flammability whenever possible
- **Maintenance** – A well-kept and monitored property

Defensible space guidelines are divided into zones, starting with a 5-foot no-fuel zone immediately around your home. This zone should be free of all flammable material, including plants, doormats, leaf debris, garbage cans, wooden furniture and cushions, and other fuel. The next zones cover 5-30 feet from your home and then 30-100 feet. CalFire and California Fire Safe Council provide detailed, up-to-date zone requirements for your property. For helpful links to these and other local resources, please visit [CNPS.org/defensible-space](https://www.cnps.org/defensible-space).

The California Native Plant Society is a statewide non-profit organization with 35 local chapters dedicated to the conservation and enjoyment of California's native plants and places.



## Create a Habitat

**Water Feature** – Pollinators, birds, and wildlife need water too!

- Add a bird bath, fountain or other water feature.

**Bare Soil for Bees** – Our ground dwelling, native bees need habitat! These bees are not aggressive, and will help keep your landscape flowering!

- Leave a few sunny areas of your landscape mulch free.

**Garden Décor** – Most importantly, have fun with your garden! Add a personal touch with your favorite décor.

- Bird Feeders
- Rain Chain
- Decorative Pots
- Bench
- Patio Table

# BRING YOUR GARDEN TO LIFE



CALIFORNIA  
NATIVE PLANT SOCIETY  
San Luis Obispo Chapter  
San Luis Obispo and Northern  
Santa Barbara Counties

## Native Landscape Planting Guide

Starting a native plant garden doesn't have to be complicated. This easy guide takes the guesswork out of which plants to use where. Simply choose one of the garden vignettes below and select from recommended native plants listed on the inside of your guide.



Low Water Use



Pollinator Friendly



Locally Native

## Five Easy Project Ideas for your Garden



### Homey Habitat

Featuring a bench and bird bath, you can take a seat in this habitat and enjoy all of the bustling activity in your yard!  
Features: bench, bird bath, boulders.




### Colorful Entry

Make a statement in your entryway! Be sure to choose plants with a variety of colors.  
Features: large pot, decorative round stones.



### Wildlife Walkway

Take a stroll through your landscape. Use permeable materials for your pathway, such as stepping stones or decomposed granite.  
Features: permeable walkway, large boulders.



### Pollinator Park

Add excitement to the parkway strip along your driveway by adding plants that butterflies and other pollinators love.  
Features: stepping stones and contrasting colors.



### Living Wall























































































































































































































Designing your space vertically can add life to your yard. Use bold colors, and interesting shapes to make a flat area stand out.  
Features: rain chain, swale, trellis.



▶ CHOOSE YOUR PLANTS

California Native Plant List

San Luis Obispo Chapter - San Luis Obispo and Northern Santa Barbara Counties

PLANT SPECIES	TYPE	LOCAL	SUN	WATER	HEIGHT	WIDTH	COLOR	WILDLIFE
SMALL TREES								
Dr Hurd Manzanita / <i>Arctostaphylos</i> hybrid 'Dr Hurd'	E	N / C, IN, IS	 		9-15'	9-12'		  
Ray Hartman' Ceanothus / <i>Ceanothus</i> 'Ray Hartman'	E	N / C, IN, IS	 		18'	18'		 
Snow Flurry Ceanothus / <i>Ceanothus thyrsiflorus</i> 'Snow Flurry'	E	N / C, IS			10-20'	10-20'		
Redbud / <i>Cercis occidentalis</i>	D	N / C, IN, IS	 		10-20'	10-15'		
Silk Tassel / <i>Garrya elliptica</i>	E	Y / C, IN, IS	 		12'	6-10'		
Hollyleaf Cherry / <i>Prunus ilicifolia</i> ssp. <i>ilicifolia</i>	E	Y / C, IN, IS	 		10-20'	10-15'	 	 
LARGE SHRUBS								
Howard McMinn Manzanita / <i>Arctostaphyos densiflora</i> 'Howard McMinn'	E	N / C, IN, IS			6-8'	5-6'	 	 
Sentinel manzanita / <i>Arctostaphylos densiflora</i> 'Sentinel'	E	N / C, IN, IS			6-8'	4-10'		 
Eastwood Manzanita / <i>Arctostaphylos glandulosa</i>	D	Y / IN	 		3-10'	3-10'	 	 
Big Berry Manzanita / <i>Arctostaphylos glauca</i>	E	Y / IN			3-12'	3-6'		 
Pajaro Manzanita / <i>Arctostaphylos pajaroensis</i>	E	N / C, IS	 		3.3-15'	10'	 	 
Bush Anemone / <i>Carpenteria californica</i>	E	N / C, IN, IS	 		5-12'	4-5'		 
Nipomo Mesa Ceanothus / <i>Ceanothus impressus</i> var. <i>nipomensis</i>	E	Y / C, IS	 		3-10'	3-15'		  
Toyon / <i>Heteromeles arbutifolia</i>	E	Y / C, IN, IS	 		8-15'	8-12'		  
Lemonade Berry / <i>Rhus integrifolia</i>	E	Y / C, IS	 		4-20'	4-20'	 	 
Pink Flowering Currant / <i>Ribes sanguineum</i>	D	N / C, IN, IS			6-13'	7'		 
MEDIUM SHRUBS								
Concha Ceanothus / <i>Ceanothus</i> 'Concha'	E	N / C, IN, IS	 		3-6'	3-6'		  
Blue Mountain Lilac / <i>Ceanothus thyrsiflorus</i> 'Skylark'	E	N / IN	 		3-6'	6-9'		  
California Buckwheat / <i>Eriogonum fasciculatum</i>	E	Y / C, IS	 		2-6'	3'	 	  
St Catherine's Lace / <i>Eriogonum giganteum</i>	E	N / C, IS	 		1.6-5'	4-10'	  	  
Santa Cruz Island Buckwheat / <i>Eriogonum arborescens</i>	E	N / C, IS	 	 	1.6-6'	3-5'		 
Coffeeberry / <i>Frangula californica</i> 'Leatherleaf'	E	N / C, IN, IS	 	 	5-6'	5-6'		 
Chaparral Currant / <i>Ribes malvaceum</i>	D	Y / IN, IS	 		3-6'	3-6		 
Fuschia Flower Gooseberry / <i>Ribes speciosa</i>	D	Y / C, IN, IS	  		3-6'	3'		 
White Sage / <i>Salvia apiana</i>	E	Y / IN, IS	 		2-6'	3-6'		 
Pozo Blue Sage / <i>Salvia clevelandii</i> 'Pozo Blue'	E	N / IN, IS	 		3-5'	3-6'		 
Purple Sage / <i>Salvia leucophylla</i>	E	Y / C, IN, IS	 		3-7'	4-7'	 	 
Black Sage / <i>Salvia mellifera</i>	E	Y / C, IN, IS	 		3-6'	3-6'	 	 
Common Snowberry / <i>Symphoricarpos albus</i>	D	Y / IN, IS	  		3-6'	6'		 
SMALL SHRUBS								
Seacliff Buckwheat / <i>Eriogonum parvifolium</i>	E	Y / C	 		1-3'	2-3'	 	  
Island Snapdragon / <i>Gambelia</i> ( <i>Galvezia</i> ) <i>speciosa</i>	E	N / C, IS	 		3-4'	5-7'		 
Silver Bush Lupine / <i>Lupinus albifrons</i>	E	Y / C, IN, IS	 		3-5'	5'		 
Bush Monkey Flower / <i>Diplacus</i> ( <i>Mimulus</i> ) <i>aurantiacus</i>	E	Y / C, IN, IS	 		4-5'	5'		 
Sonoma Sage / <i>Salvia sonomoensis</i>	E	Y / IS	 		1.3'	3-		